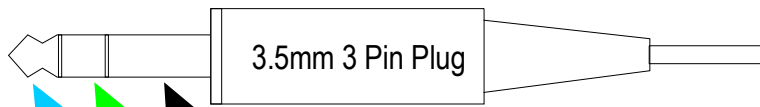
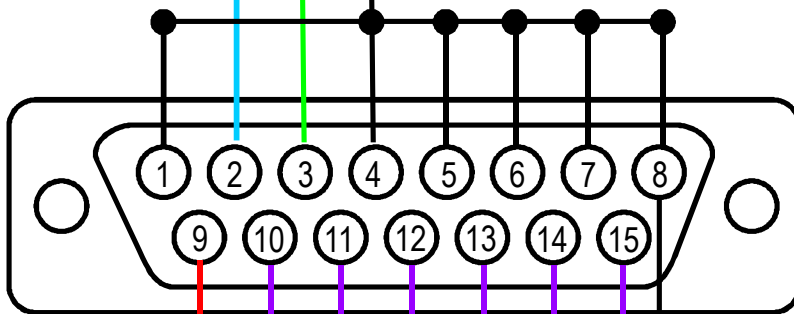


# Cable For Connection Of XCOM Remote Module to XCOM Radio



3.5mm 3 Pin Plug

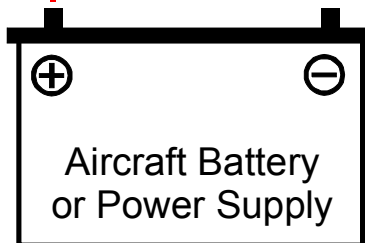
Note: This release of module ONLY has the first 2 Inputs operational. The software will be updated shortly to enable all 6 inputs (12 functions)



Viewing the back of the DB15 Female plug



0.25 amp Fuse or Circuit Breaker Must be Installed



Aircraft Battery or Power Supply

#### Input 1 Momentary Push

Return to main screen or toggle active and standby frequencies if already on main screen

#### Input 1 Long Push

Toggle View between Default and Mem View if the radio is in any other screen, it will return to Default view

#### Input 2 Momentary Push

Toggle Scan Mode in default view this toggles Dual Watch and in Mem View this toggles memory scanning.

#### Input 2 Long Push

Select next memory channel